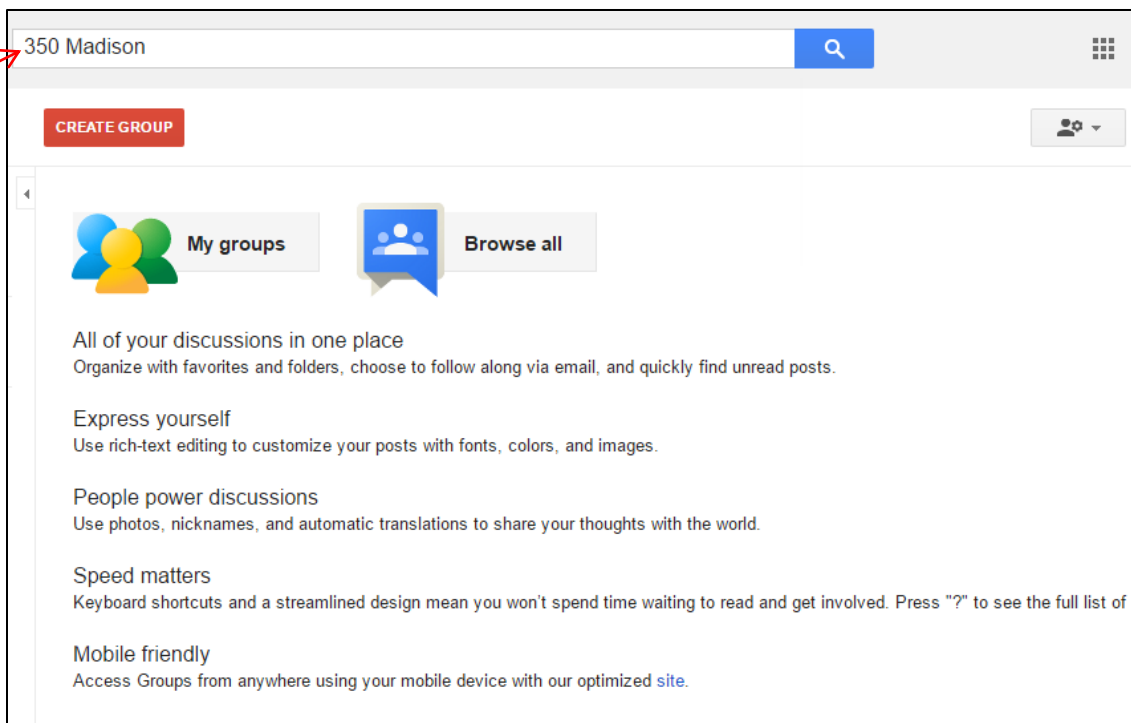
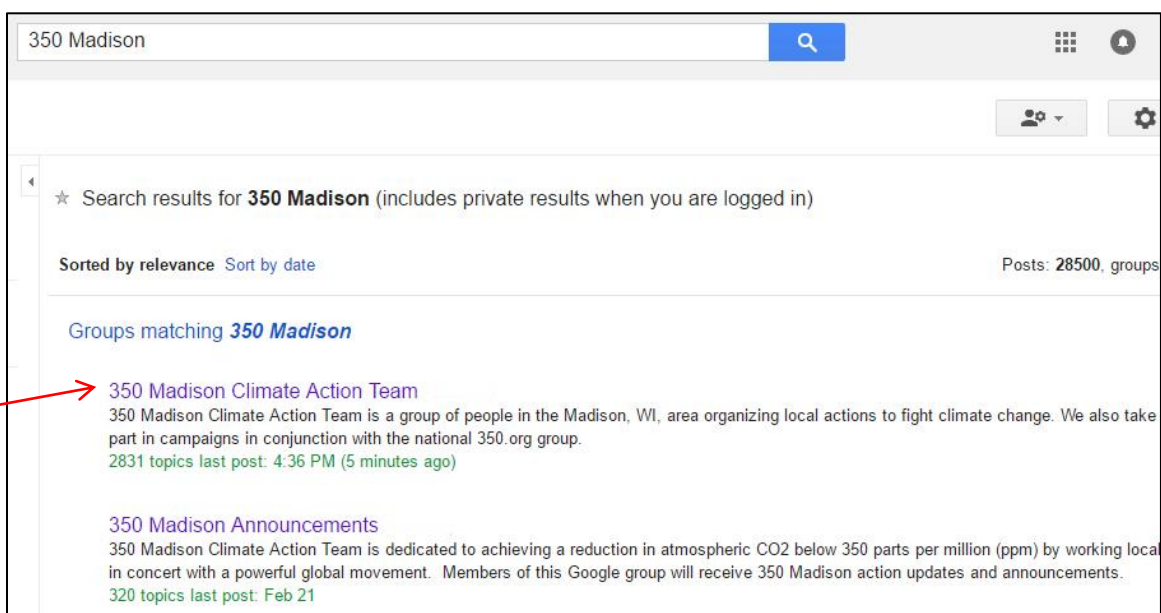


## Instructions on How to Join the 350 Madison Climate Action Team Discussion Group

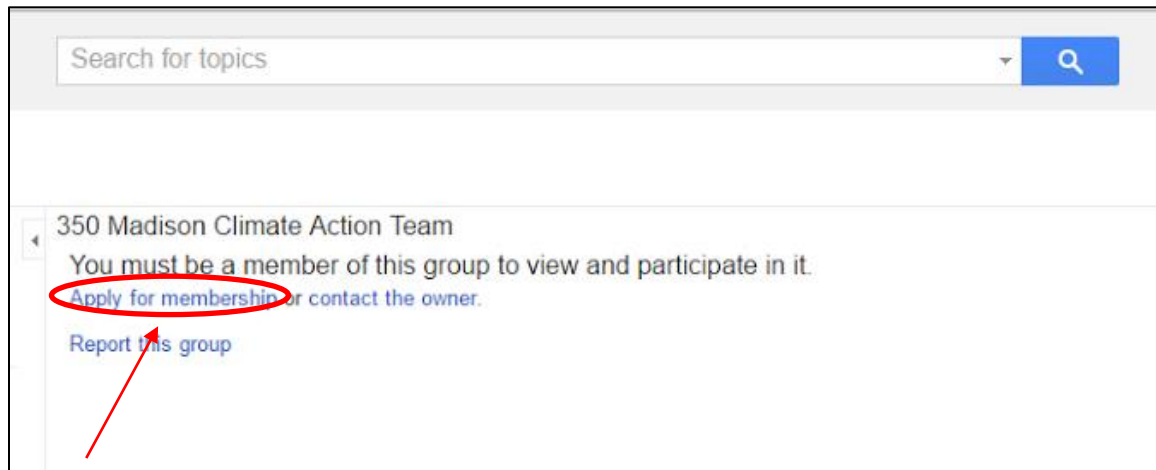
1. Go to the [main Google Groups page](#).
2. Put "350 Madison" in the search field at the top of the page.



3. Select "350 Madison Climate Action Team" from the list of groups.



**4. On the next screen, click "Apply for membership."**



**5. Fill out the form and click "Apply to join this group."**

A screenshot of the "Apply to join the 350 Madison Climate Action Team group" form. The form has a blue header with the title. Below the header, there is a section for "My display name:" which includes a profile picture placeholder and an "edit" button. There is a checkbox for "Link to my Google profile and show my photo on posts" with a help icon. Below that is a section for "Email used for your membership:" with a dropdown menu for "Email delivery preference" currently set to "Don't send email updates". There is another checkbox for "Automatically subscribe me to email updates when I post to a topic". Below this is a note: "Other members of this group can find your email address. Anyone who knows your email address could discover your Google Profile. [Learn More](#)". The main part of the form is a text area with the prompt: "If you would like to join the 350 Madison Climate Action Team, please indicate activities you would like to become involved with in the fight for a livable climate." At the bottom of the form, there are two buttons: "Apply to join this group" (highlighted in blue) and "Cancel". A red arrow points from the left towards the "Apply to join this group" button. Below the buttons is a disclaimer: "By clicking 'Join this group' you are agreeing to the [Google Groups Terms of Service](#)."

**6. You'll receive an email when your membership is approved.**